

# Electrode cap PROFESSIONAL cap for NeoRec 21

Electrode cap for EEG system NeoRec 21 with pre-installed EEG electrodes MCScap-NTC.

REF	Size	Head circumference
003-5-063	XL	60-66 cm
003-5-064	XL/L	57-63 cm
003-5-065	L	54-60 cm
003-5-066	L/M	51-57 cm
003-5-067	M	48-54 cm
003-5-068	M/S	45-51 cm
003-5-069	S	42-48 cm
003-5-070	S/XS	39-45 cm
003-5-071	XS	36-42 cm



## INTENDED USE

EEG acquisition.

## SET

- Electrode cap PROFESSIONAL cap for NeoRec 21,
- MCScap-AT ear fixator - 2 pcs.


## DESCRIPTION

Electrode cap PROFESSIONAL cap for NeoRec 21 is the textile cap with pre-installed Ag/AgCl sintered MCScap-NTC electrodes (ear electrode MCScap-NT) with common connector for NeoRec 21 amplifier. The electrode cap is designed for non-invasive registration EEG when used with the EEG amplifier. The electrode cap is a reusable device.

Textile cap is made of elastic material, preserving the shape and size. The cap provides the exact position of the electrodes on the head without additional measurements and adjustments. Large holes are provided for ventilation and access to the electrodes and patient's skin. The cap is fixed on the head with the chin or chest belt. The caps are marked according to the 10-10 system. Size identification is carried out by the color of the seam.

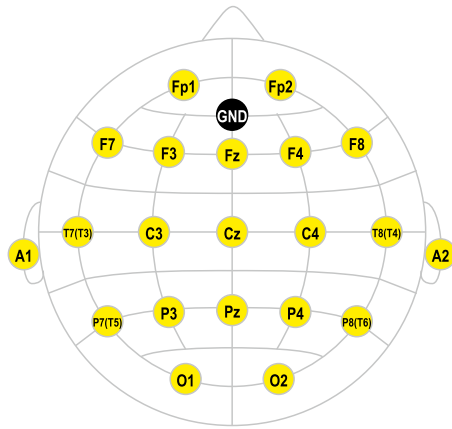
MCScap-NTC is a cup with skirt Ag / AgCl sintered electrode for EEG recording. The shape of the electrode in the form of a bowl with a wide skirt allows you to achieve a snug fit to the patient's head and provides comfort throughout the study, and also does not allow the electrode gel to flow out of the electrode body. The Ag / AgCl sintered electrode material guarantees minimum polarization and long-term signal stability, as well as an increased electrode life. The conductive surface of the MCScap electrodes is not in direct contact with the skin. Contact is provided by a conductive substance. A hole in the electrodes is provided to add a conductive gel. Electrode have additional labeling what makes easy to rearrange them to new textile base.

## SPECIFICATION

Model of electrode cap	PROFESSIONAL cap for NeoRec 21
Electrode	 MCScap-NTC
Model of textile cap	MCScap textile cap
Cable length	0.6 m
Location of the output of the electrode cable from the cap	back of the head
Marking of the textile cap	yes
Marking of the electrodes	yes
Weight of EEG cap	< 250 g
Material of electrode conductive surface	Ag/AgCl sintered
Electrode body material	polyurethane
The need to use an electrode contact substance	required
Square of electrode conductive surface	26 mm <sup>2</sup>
Internal diameter of the electrode at the point of contact of the electrode contact substance with the skin	10 mm
Surface area of contact of the electrode substance with the skin	78.5 mm <sup>2</sup>
Outer diameter of the electrode at the point of contact with the skin	15 mm
Distance from the skin to the electrode conductive surface	3.2 mm
The diameter of the hole in the electrode to add gel	2.8 mm
Electrode polarization	≤ 50 mV
Resistance of electrodes insulation	≥ 1000 MΩ
Dielectric strength of electrodes insulation	1500 V
The impedance of the electrode	≤ 5 kΩ
Connector type	ST40X-24S
Number of EEG electrodes	22
Electrode positions	FP1, FP2, O1, O2, F3, F4, C3, C4, P3, P4, F7, F8, T7, T8, P7, P8, FZ, CZ, PZ, A1, A2, GND

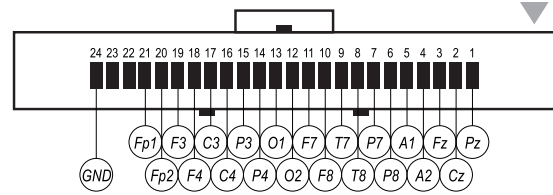


Scheme of electrode arrangement  
 Manufacturer's code



#10EM22

Pin layouts of common connector  
 Manufacturer's code



#10E-08M22