

SLEEP electrode cap

Textile cap with preinstalled Ag/AgCl sintered MCScap-T electrodes with DB-25M common connector.

REF	Size	Head circumference
003-2-001	XL	60-66 cm
003-2-002	XL/L	57-63 cm
003-2-003	L	54-60 cm
003-2-004	L/M	51-57 cm
003-2-005	M	48-54 cm
003-2-006	M/S	45-51 cm
003-2-007	S	42-48 cm
003-2-008	S/XS	39-45 cm
003-2-009	XS	36-42 cm
003-2-010	Inf I	32-36 cm
003-2-011	Inf II	28-32 cm
003-2-012	Inf III	24-28 cm



INTENDED USE

Routine EEG, high resolution EEG, TMS-EEG.

SET

- SLEEP electrode cap,
- EEG starter kit
- User Manual.

DESCRIPTION


SLEEP electrode cap is the textile cap with pre-installed Ag/AgCl sintered MCScap-T electrodes and with DB-25M common connector. The electrode cap is designed for non-invasive registration EEG and use of electroencephalographs and other amplifiers biological signals. The electrode cap is a reusable medical device.

Textile cap is made of elastic material, preserving the shape and size. The cap provides the exact position of the electrodes on the head without additional measurements and adjustments. Large holes are provided for ventilation and access to the electrodes and patient's skin. The cap is fixed on the head with the chin or chest belt. The caps are marked according to the 10-10 system. Size identification is carried out by the color of the material or by the color of the seam.



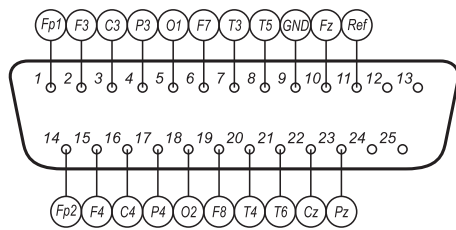
MCScap-T is a thin cup Ag / AgCl sintered electrode for EEG recording. MCScap-T is designed for maximum patient comfort during examination in lying down position, for example, during sleep EEG or for examination of newborns. The design of this electrode is the most preferred for conducting combined TMS-EEG studies. The Ag / AgCl sintered electrode material guarantees minimum polarization and long-term signal stability, as well as an increased electrode life. The conductive surface of the MCScap electrodes is not in direct contact with the skin. Contact is provided by a conductive substance. A hole in the electrodes is provided to add a conductive gel. Use with conductive paste is possible. Electrode have additional labeling what makes easy to rearrange them to new textile base.

SPECIFICATION

Electrode	 MCScap-T
Material of electrode conductive surface	Ag/AgCl sintered
Electrode body material	polyurethane
Square of electrode conductive surface	7 mm ²
Internal diameter of the electrode at the point of contact of the electrode contact substance with the skin	6 mm
Surface area of contact of the electrode substance with the skin	28.3 mm ²
Outer diameter of the electrode at the point of contact with the skin	11.5 mm
Distance from the skin to the electrode conductive surface	1.6 mm
The diameter of the hole in the electrode to add gel	2.8 mm
Electrode polarization	≤ 50 mV
Resistance of electrodes insulation	≥ 1000 MΩ
Dielectric strength of electrodes insulation	1500 V
The impedance of the electrode	≤ 5 kΩ
Number of electrodes / channels	21 / 20
Electrode positions	Fp1, Fp2, F3, F4, C3, C4, P3, P4, O1, O2, F7, F8, T7(T3), T8(T4), P7(T5), P8 (T6), Cz, Fz, Pz, GND, Ref
Connector type	DB-25M
Cable length	1.5 m
Location of the output of the electrode cable from the cap	top of the head
Ear electrodes	no
Marking of the textile cap	yes
Marking of the electrodes	yes
Weight of EEG cap	< 250 g
Net weight	< 750 g
Gross weight	< 800 g

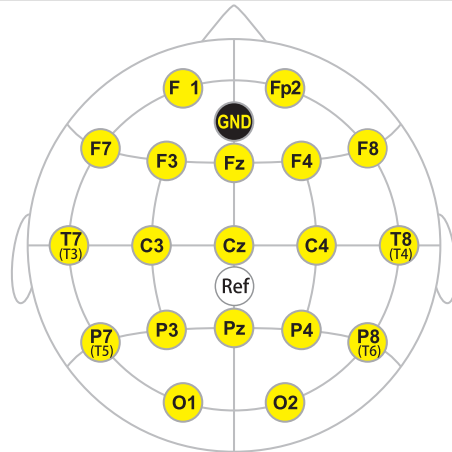


PIN LAYOUTS OF COMMON CONNECTOR



#23-01 (21 electrodes)

SCHEME OF ELECTRODE ARRANGEMENT



Manufacturer's code: 23M21 (21 electrodes)

For information about other possible EEG electrode arrays, contact the manufacturer.

